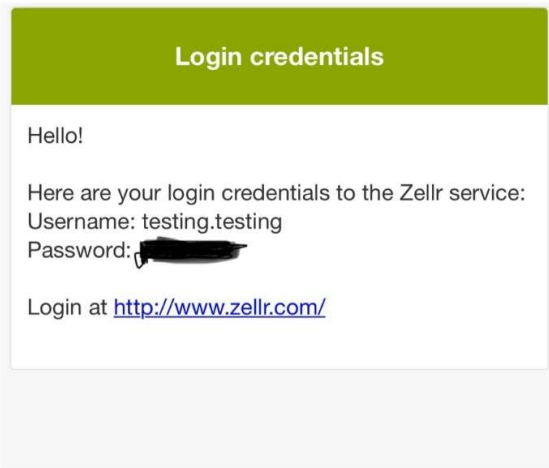


Thank you for your booking!

Please follow these instructions to create your pricetags online

From:  noreply@aws.zellr.com

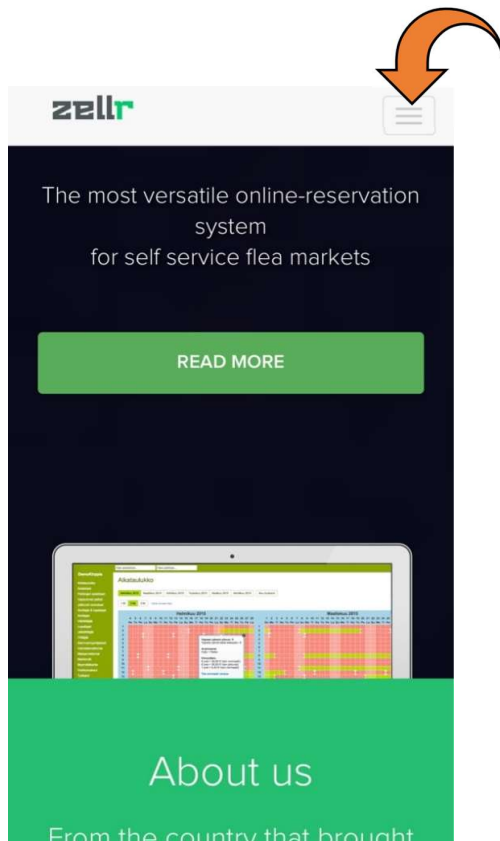
[Details](#)



We have emailed you your username and password to login to your account (If you haven't received the email, please check your junk email folder).

Write down your username and password as you will need them to login.

Please click the blue link



Go to the menu on the right corner and press the green colour Login-button.

PRELOVE

My reservations

Reservations

Place	Starts at	Duration	Ends at	Commission
8	Sat 2020-02-01	5 days	Fri 2020-02-07	

Unpaid

Place	Starting	Unpaid
8	Sat 2020-02-01	5 days (120.00 \$)

Payments

No payments.

Events

Timestamp	Target	Function	Description
21.01.2020 17:50	Reservation	Creation	Staff created a reservation (place 8, fr 5 days, price 120.00 \$)
21.01.2020 17:50	User	Edit	Staff created a new password and sent [REDACTED]
21.01.2020 17:50	User	Creation	Staff created the client when making a

Once you have logged in you will see the details for your reservation on the "home"-page.

To create price tags, please click "product pricing" on the menu found on the left hand side.

PRELOVE

Product pricing

Product sheets

Order from oldest to newest

Show hidden sheets

Number	Name	Place	Status	Pricing method					
71697	Unnamed product sheet		Pricing unfinished	Computer	Edit prices	Mark as done	Edit name	Remove	Print

Create a new product sheet

Click "Edit prices"

Help

- By creating your product sheets online you ease your own sales tracking. The name and price of the sold products in sales tracking are only shown if the products were created online.
- Mark the product sheet as done after you have finished editing the products. Only the product sheets that have been marked done can be printed out from the flea market's cash register system.
- Product sheets are always printed from the flea market's cash register system. They can't be printed at home.

PRELOVE

Price products

<< Back

Place: 8

You may choose the place which is printed on the product sheet.
Leave empty if you don't know in which place you will be selling the products. This selection can still be made when printing out the product sheets.

This page contains unsaved changes

Save

Row	Product number	Name	Price	Discount percentage	Commission percentage
1	1	Country Road blue shirt	20,00		
2	2	Zara floral skirt	15,00		
3	3	Blue Mimco handbag	40,00		
4	4		0,00		
5	5		0,00		
6	6		0,00		
7	7		0,00		
8	8		0,00		
9	9		0,00		
10	10		0,00		
11	11		0,00		
12	12		0,00		
13	13		0,00		
14	14		0,00		
15	15		0,00		
16	16		0,00		
17	17		0,00		
18	18		0,00		
19	19		0,00		
20	20		0,00		
TOTAL			75,00 \$		

Set to all

Save

Please choose your "Place/Stall number" and start writing your price tags in the boxes. Add a good description and a price. No need to worry about discount percentage at this stage (You can discount your clothes later, if you feel like they are not selling fast enough).

You can fit 20 price tags on one A4 paper. Once you have finished your first 20 tags, save them. After this you can create another 20 tags and so on.

NEW!
Batch edit tool

PRELOVE

Product pricing

Product sheets

Order from oldest to newest

Show hidden sheets

Number	Name	Place	Status	Pricing method					
71697	Unnamed product sheet		Pricing unfinished	Computer	Edit prices	Mark as done	Edit name	Remove	Print

Once you have finished and saved all 20 price tags mark them as "done". Click the blue link.

- Create a new product sheet
- Help
- By creating your product sheets online you ease your own sales tracking. The name and price of the sold products in sales tracking are only shown if the products were created online.
 - Mark the product sheet as done after you have finished editing the products. Only the product sheets that have been marked done can be printed out from the flea market's cash register system.
 - Product sheets are always printed from the flea market's cash register system. They can't be printed at home.

Done < > AA zellr.com

PRELOVE

Product pricing

Product sheets

Order from oldest to newest

Show hidden sheets


Number	Name	Place	Status	Pricing method	Edit prices	Mark as done	Edit name	Hide	Print	Mark as printed	Show products
71697	Unnamed product sheet		Printed	Computer	Edit prices	Mark as done	Edit name	Hide	Print	Mark as printed	Show products
	Unnamed product sheet		Pricing unfinished	Computer	Edit prices	Mark as done	Edit name	Remove	Print		Show products

Create a new product sheet

Help

- By creating your product sheets online you ease your own sales tracking. The name and price of the sold products in sales tracking are only shown if the products were created online.
- Mark the product sheet as done after you have finished editing the products. Only the product sheets that have been marked done can be printed out from the flea market's cash register system.
- Product sheets are always printed from the flea market's cash register system. They can't be printed at home.

Create more price tags and print them out.

Coonry Road blue shirt  68-0000031-00001 8 20 \$ 00 cnt	Zara floral skirt  83-0000031-00002 8 15 \$ 00 cnt
Blue Mimco handbag  79-0000031-00003 8 40 \$ 00 cnt	 46-0000031-00004 8 _____ \$ _____ cnt
 95-0000031-00005 8 _____ \$ _____ cnt	 34-0000031-00006 8 _____ \$ _____ cnt
 11-0000031-00007 8 _____ \$ _____ cnt	 50-0000031-00008 8 _____ \$ _____ cnt
 27-0000031-00009 8 _____ \$ _____ cnt	 21-0000031-00010 8 _____ \$ _____ cnt
 89-0000031-00011 8 _____ \$ _____ cnt	 52-0000031-00012 8 _____ \$ _____ cnt
 95-0000031-00013 8 _____ \$ _____ cnt	 17-0000031-00014 8 _____ \$ _____ cnt
 66-0000031-00015 8 _____ \$ _____ cnt	 03-0000031-00016 8 _____ \$ _____ cnt
 30-0000031-00017 8 _____ \$ _____ cnt	 74-0000031-00018 8 _____ \$ _____ cnt
 48-0000031-00019 8 _____ \$ _____ cnt	 79-0000031-00020 8 _____ \$ _____ cnt

Press “print” on the menu, then you can print out the price tags with barcodes. You can now cut them into individual tags and attach them to your clothing with a safety pin. If you don’t have a printer at home, we are also happy to print out the price tags for you in our store.